




WEEK 3: One Point Perspective New York:

Task 3a: Turn the squares into different length cubes using the top VP for the top row of squares, and the bottom VP for the bottom row of squares

X



X

Lesson Objectives / (Nodau Dysgu)




- Pupils should be able to understand how to draw in one point perspective to complete NYC .
- Pupils should be able to use their understanding of one point perspective to draw more complex details independent of the tutorial.
- Pupils should be able to use their understanding of one point perspective to complete an independent drawing moving the vanishing point, adding their own details moving away from the tutorial.

<http://www.designoutthebox.com/onepointnyc8.html>





WEEK 3: One Point Perspective New York:

Task 3b: Turn the squares into different length cubes using the VP in the middle.

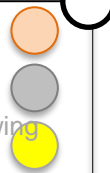


Horizon



Lesson Objectives / (Nodau Dysgu)

- Pupils should be able to understand how to draw in one point perspective to complete NYC .
- Pupils should be able to use their understanding of one point perspective to draw more complex details independent of the tutorial.
- Pupils should be able to use their understanding of one point perspective to complete an independent drawing moving the vanishing point, adding their own details moving away from the tutorial.











<http://www.designoutthebox.com/onepointnyc8.html>



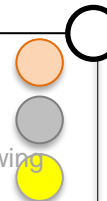
WEEK 3: One Point Perspective New York:

Task 3c: Drawn a one point perspective New York city and all its details



Lesson Objectives / (Nodau Dysgu)

- Pupils should be able to understand how to draw in one point perspective to complete NYC .
- Pupils should be able to use their understanding of one point perspective to draw more complex details independent of the tutorial.
- Pupils should be able to use their understanding of one point perspective to complete an independent drawing moving the vanishing point, adding their own details moving away from the tutorial.



<http://www.designoutthebox.com/onepointnyc8.html>

